

## USER MANUAL EXTRACTION UNIT HI8



Dear Customer,

You have just purchased a FTM Technologies product. We thank you for your confidence. Please read this manual carefully before using your equipment.

1. Products covered by the leaflet
2. Technical description of the products
3. Safety recommendations
4. Installation / mounting of equipment
5. Start-up and operation
6. Care and maintenance
7. Spare parts, consumables
8. Warranty

For any information, contact us:

### **FTM Technologies**

78, rue Raymond Poincaré  
92000 Nanterre, FRANCE

[info@ftm-technologies.com](mailto:info@ftm-technologies.com)

Tél : + 33 1 40 86 00 09

Fax : + 33 1 40 86 16 45

## 1. PRODUCTS COVERED BY THE LEAFLET

Mini hood      **REF HI8**

Exists in two versions:

**REF HI8F**      : Constant rotating speed

**REF HI8V**      : Variable rotating speed

## 2. TECHNICAL DESCRIPTION OF THE PRODUCTS

Main characteristics of products

Ref	Dimensions L x H x D	Power W	Lighting	Air flow m3/h (without filter)	Weight kg	DbA At 1 m at maximum speed
HI8F	240 x 200 x 300	85	NO	240	3	59.3
HI8V	240 x 200 x 300	85	NO	50-240	3	59.3

All hoods are powered by single-phase alternating grounded current 230 V 50 Hz.

The body of the hood is made of polypropylene, with good resistance to alkaline chemicals. The operating temperature limits are -20 ° to + 65 ° C (bending temperature under a load of 0.46N / mm<sup>2</sup>).

Purification of the sucked air is ensured by the installation of a filtering body.

Choice of filter material:

Reference	Designation	Classification
PF2	Prefilter (batch of 10)	G3
FA2	Dust filter	G4
FC2	Activated carbon filter (for solvents and gas)	N/A

The life of the filter could be one year. This duration decreases with increasing flow.

In order to properly control the efficiency of the filtration under random conditions of use, we recommend to provide for the periodic maintenance the replacement of the filter every six months.

## 3. SAFETY RECOMMENDATIONS

This device is not intended for use by persons (including children) whose physical, sensory or mental capabilities are impaired; or persons without experience or knowledge, unless they have been able, through a person responsible for their safety, to have prior surveillance or instructions concerning the use of the device. Children should be supervised to ensure that they do not play with the appliance.

**WARNING: BEFORE ANY INTERVENTION (FOR EXAMPLE FILTER REPLACEMENT) BE SURE TO DISCONNECT THE HOOD.**

- Avoid aspiration of liquids as well as acid products. In case of error, immediately stop operation, clean and dry the splashed parts thoroughly, before restarting the installation.
- Avoid the aspiration of the flames. These can damage the Filter as well as the booth.
- Avoid contact with very hot or incandescent parts.
- Avoid working in a damp room.

## 4. INSTALLATION / MOUNTING OF EQUIPMENT

- Put the hood on a flat and horizontal surface to prevent it from tipping over.
- Check that the length of the power supply cable is compatible with the distance between the hood and the power plug.
- Check that this socket has single-phase alternating grounded current wire 230 V, 50/60 Hz. It must be secured by a protection system guaranteeing the safety of the user.
- Slide the appropriate filter for the intended use, at the top in front of the corresponding slot. Precisely, unscrew the lid of the HI8, slide the filter into the corresponding slot and then screw the lid on the HI8.



Good to know : The slot at the bottom of the hood helps to push and remove the filter more easily



- To place the prefilter (if there is), stick the velcro tape on the corners of the hi8 and fix the prefilter



## 5. START-UP AND OPERATION

### *Getting started*

- Connect the electrical outlet.
- Switch on the engine switch
- vary the rotational speed, to obtain the necessary suction flow for the HI8V

### *Stopping the aspiration*

- To stop aspiration, press the engine switch.
- During a long shutdown, disconnect the power supply.

## 6. CARE AND MAINTENANCE

WARNING: BEFORE ANY OPERATION REMOVE THE ELECTRICAL CORD FROM THE POWER SUPPLY.

### Case:

The cleaning of the hood is done with soapy water.

After cleaning, carefully wipe off any moisture.

Avoid contact between the liquid cleaning product and the electrical parts of the installation.

### Filters:

FA2 (aerosols).

The clogging of the filters depends on the time of use, the nature and the concentration rate of dust in the aspirated atmosphere.

In workplaces where these parameters are controlled, the life of a filter can be well determined. Cleaning and replacement can be planned; this simplifies both routine maintenance and periodic maintenance.

In workplaces where the above mentioned parameters are random, it is recommended to use hoods with filter loading detection (HI HEPA). This device makes it possible to permanently know the efficiency of the filtering and to proceed to the replacement as soon as necessary.

In ordinary cases of use, we recommend:

For routine filter maintenance, cleaning with compressed air at least once a week.

- Remove the filter element.
- Put it horizontally press wedges at the four corners.
- Blow with compressed air in the opposite direction of the suction.

For periodic maintenance, change the filter at least twice a year.

FC2 (activated carbon)

The use of activated carbons makes it possible to purify the air of impurities and in particular smelly substances.

The frequency of replacement of activated carbon filters is based on the user's own experience.

This must take into consideration the concentration rate and the nature of the troublesome substances.

By default, it is recommended to change the charcoal filters every 6 to 12 months or more in intensive use.

## 7. SPARE PARTS, CONSUMABLES

*Spare parts that the user must have*

Fast Fuse 1.25 A	Quantity: 2
Filters:	Quantity: 1
LED bulb G45 4W E27	Quantity: 2

Replacement cord: If the power cord is damaged, it must be replaced by the manufacturer, its after-sales service or similarly qualified persons in order to avoid danger.

## 8. WARRANTY

All units are warranted for 1 year parts and labor provided that you have used the product in accordance with its purpose and the instructions in the user manual. For the implementation of this guarantee, you will have to attach the photocopy of the original invoice specifying the date of purchase.

Warranty exclusions:

- modification or alteration of the above document,
- type and / or serial number of the product rendered unidentifiable,
- interventions on the product made by any unauthorized person,
- damage caused by a cause external to the device and in particular by lightning, fire, water damage or negligence,
- modification or adaptation of the product.

The guarantee does not cover the deterioration of accessories and spare parts of usual consumption.



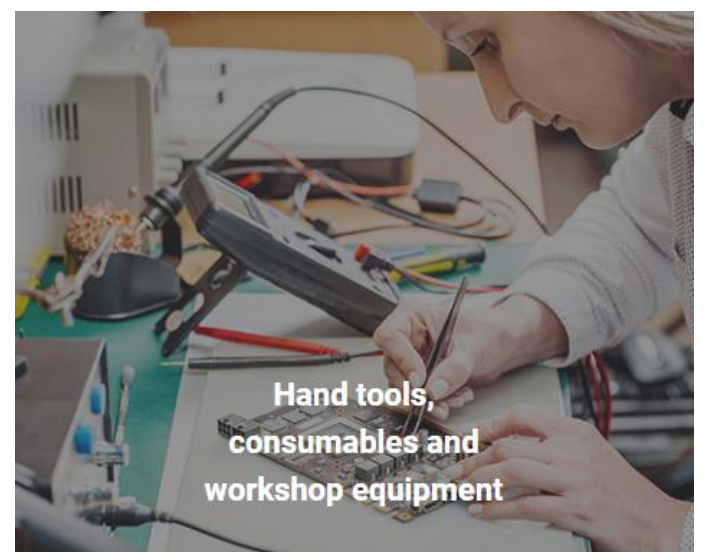


## Our Company

Our know-how has been with you for more than 100 years.

We serve more than a thousand companies every year in all sectors and allow them to have work tools adapted to their activity.

We offer standard solutions or design tailor-made projects adapted to the environments and issues of our customers.

Our area of expertise covers 4 main categories of products:



## Our Offer



### French made

Our products are manufactured in our Nanterre workshops.  
We also rely on a network of national suppliers and subcontractors.



### Sustainable products

Reliable products that we master the maintenance and repair for a reduced environmental footprint.



A

### Customized solutions

specific project, we propose an ad hoc solution.



### Showroom

Presentation of our products and realization of tests on samples.



### Online quote

Click on the products that interest you, we send you a quote in the half day.



### Express delivery

A large stock of more than 1000 references allowing us to deliver under 48h for most of our products.



### Secure payment

Payment by Paypal, CB, Visa, MasterCard ...



### Payment facilities

Spread out your payments thanks to our leasing formulas with our partner BNP Paribas.



### Technical service at your disposal

Help with assembly, after-sales service, remote diagnosis.