

USER MANUAL

EXTRACTION UNIT ALL HOODS EXCEPT HI8 AND HI-HEPA



Dear Customer,

You have just purchased a FTM Technologies product. We thank you for your confidence. Please read this manual carefully before using your equipment.

1. Products covered by the leaflet
2. Technical description of the products
3. Safety recommendations
4. Installation / mounting of equipment
5. Start-up and operation
6. Care and maintenance
7. Spare parts, consumables
8. Warranty

For any information, contact us:

FTM Technologies

78, rue Raymond Poincaré
92000 Nanterre, FRANCE

info@ftm-technologies.com

Tél : + 33 1 40 86 00 09

Fax : + 33 1 40 86 16 45

1. PRODUCTS COVERED BY THE LEAFLET

Visor hood	REF HI1P
Built-in hood	REF HI2P
Suitcase hood	REF HI3P
Multioperator hood*	REF HI4P
Fume cabinet	REF HI5VP
	REF HI5VPP
	REF HI5VPC
	REF HI6VP
	REF HI7VP
	REF HI7VPR
Suspended hood	REF HI9P

* Two options available :

REF HI4P4S	: 4 inlets Ø 75 mm
REF HI4P6S	: 6 inlets Ø 50 mm

2. TECHNICAL DESCRIPTION OF THE PRODUCTS

Main features of products

Ref	Dimensions L x w x d	Power W	Lighting	Air flow m ³ /h (without filter)	Weight kg	Db _a 1 m from hood at max speed
HI1P	500 x 430 x 350	80	YES	50-450	7	60
HI2P	420 x 350 x 130	72	NO	50-450	7.1	60
HI3P	430 x 350 x 200	80	YES	50-450	6	60
HI4P	430 x 350 x 200	72	NO	50-450	5.7	60
HI5V/P	800 x 700 x 700	80	YES	50-450	3.9	60
HI9P	720 x 640 x 300	80	YES	50-450	4.45	60

It is possible to obtain a reinforced flow unit. Power 100 W, air flow 50-600 m³ / h

All hoods are powered by single-phase alternating grounded current 230 V 50 hz and low voltage supply 24 VDC for the motor.

The body of the hood is made of polypropylene, with good resistance to alkaline chemicals. The operating temperature limits are -20 ° to + 65 ° C (bending temperature under a load of 0.46N / mm²).

In the upper part of the body, completely isolated from the suction circuit, the electrical control of the suction fan motor and the lighting system are installed.

The modulation of the rotational speed of the motor of the ventilator, ensured by an electronic variator is obtained by the manual control of a button located on the front face of the hood.

Purification of the sucked air is ensured by the installation of a filtering body.

Choice of filtering material:

The filtering material will be determined according to the use of the extraction hood, as well as depending on the nature of the pollutants. In order to preserve the cleanliness of the working atmosphere, it is better to aim at the elimination of the air sucked by the hood to the outside.

The use of the hood without rejection to the outside is possible in certain specific cases where:

- The nature and concentration of the pollutants are well controlled
- Continuous verification of the capacity of the filtering element is ensured

The filter, mounted in a metal box, adapts to all hood models and has the following characteristics:

Reference	Designation	Classification
PFP1	Protection pre-filter (batch of 10)	G3
PF3	Protection pre-filter (batch of 10)	M5
FPP1	Dust filter for outer rejection	G4
FAP1	Particle filter for internal recycling	M5
FCP1	Activated carbon filter (vegetal, for solvents and gas)	N/A
FCP1 min	Activated carbon filter (mineral) for acetone	N/A
FCP1 blend	Activated carbon filter combined with alumine and KMnO4 (Formaldéhyde and other products)	N/A
FCP1-FT H2SO4	Activated carbon filter impregnated with sulfuric acid (for alcali)	N/A
FCP1-FT KOH	Activated carbon filter impregnated with potass (for acids)	N/A

3. SAFETY RECOMMENDATIONS

This device is not intended for use by persons (including children) whose physical, sensory or mental capabilities are impaired; or persons without experience or knowledge, unless they have been able, through a person responsible for their safety, to have prior surveillance or instructions concerning the use of the device. Children should be supervised to ensure that they do not play with the appliance.

WARNING: BEFORE ANY INTERVENTION (FOR EXAMPLE FILTER REPLACEMENT) BE SURE TO DISCONNECT THE HOOD.

- Avoid aspiration of liquids as well as acid products. In case of error, immediately stop operation, clean and dry the splashed parts thoroughly, before restarting the installation.
- Avoid the aspiration of the flames. These can damage the Filter as well as the booth.
- Avoid contact with very hot or incandescent parts.
- Avoid working in a damp room.

4. INSTALLATION / MOUNTING OF EQUIPMENT

- Put the hood on a flat and horizontal surface to prevent it from tipping over.
- Fix the external rejection hose (if any) so as not to introduce stress that is detrimental to stability.

- Check that the length of the power supply cable is compatible with the distance between the hood and the power plug.
- Check that this socket has single-phase alternating grounded current wire 230 V, 50/60 Hz. It must be secured by a protection system guaranteeing the safety of the user.
- Open the front panel and position the appropriate filter for the intended use.
- Refit the front of the hood.

5. START-UP AND OPERATION

Getting started

- Check that the switches, motor and lighting are in position .0.
- Check that the fan motor speed control knob is in the minimum position: in this position the engine is idling.
- Connect the electrical outlet.
- Switch on the switches, motor and possibly lighting.
- Change the speed of rotation to obtain the necessary suction flow.

Stopping the aspiration

- To stop aspiration, set the motor switch to the .0 position.
- During a long shutdown, disconnect the power supply.

6. CARE AND MAINTENANCE

WARNING: BEFORE ANY OPERATION REMOVE THE ELECTRICAL CORD FROM THE POWER SUPPLY.
Extraction Unit :

- The cleaning of the case is done with soapy water.
- After cleaning, carefully wipe off any moisture.
- Avoid contact between the liquid cleaning product and the electrical parts of the installation.

Filters:

Ref FPP1 (dust removal), **FAP1** and **FA2** (aerosols).

The clogging of the filters depends on the time of use, the nature and the concentration rate of dust in the aspirated atmosphere.

In workplaces where these parameters are controlled, the life of a filter can be well determined. Cleaning and replacement can be planned; this simplifies both routine maintenance and periodic maintenance.

In workplaces where the above mentioned parameters are random, it is recommended to use hoods with filter loading detection (HI HEPA). This device makes it possible to permanently know the efficiency of the filtering and to proceed to the replacement as soon as necessary.

In ordinary cases of use, we recommend:

- For routine filter maintenance, cleaning with compressed air at least once a week.
Disassemble the filter element.

Put it horizontally on wedges at the four corners.
Blow with compressed air in the opposite direction of aspiration.

- For periodic maintenance, change the filter at least twice a year.

Ref FCP1:

The use of activated carbons makes it possible to purify the air of impurities and in particular smelly substances.

The frequency of replacement of activated carbon filters is based on the user's own experience.

This must take into consideration the concentration rate and the nature of the troublesome substances.
By default, it is recommended to change the charcoal filters every 6 to 12 months or more frequently in intensive use.

7. SPARE PARTS, CONSUMABLES

Spare parts that the user must have

- Fast fuse 1.25 A Quantity: 2
- Filters: According to used model Quantity: 1
- LED bulb G45 4W E27 Quantity: 2

Replacement cord: If the power cable is damaged, it must be replaced by the manufacturer, its after-sales service or similarly qualified persons in order to avoid danger.

8. WARRANTY

All units are warranted for 1 year parts and labor provided that you have used the product in accordance with its purpose and the instructions in the user manual. For the implementation of this guarantee, you will have to attach the photocopy of the original invoice specifying the date of purchase.

Warranty exclusions:

- modification or alteration of the above document,
- type and / or serial number of the product rendered unidentifiable,
- interventions on the product made by any unauthorized person,
- damage caused by a cause external to the device and in particular by lightning, fire, water damage or negligence,
- modification or adaptation of the product.

The guarantee does not cover the deterioration of accessories and spare parts of usual consumption.

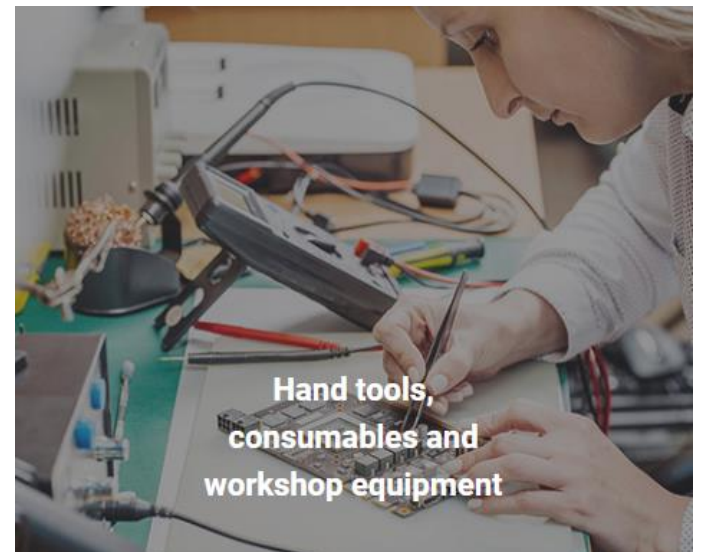


Our Company

Our know-how has been with you for more than 100 years.

We serve more than a thousand companies every year in all sectors and allow them to have work tools adapted to their activity.

We offer standard solutions or design tailor-made projects adapted to the environments and issues of our customers.

Our area of expertise covers 4 main categories of products:



Our Offer



French made

Our products are manufactured in our Nanterre workshops.
We also rely on a network of national suppliers and subcontractors.



Sustainable products

Reliable products that we master the maintenance and repair for
a reduced environmental footprint.



Customized solutions

A specific project, we propose an ad hoc solution.



Showroom

Presentation of our products and realization of tests on samples.



Online quote

Click on the products that interest you, we send you a quote
in the half day.



Express delivery

A large stock of more than 1000 references allowing us to deliver
under 48h for most of our products.



Secure payment

Payment by Paypal, CB, Visa, MasterCard ...



Payment facilities

Spread out your payments thanks to our leasing formulas with our partner BNP
Paribas.



Technical service at your disposal

Help with assembly, after-sales service, remote diagnosis.