




## **SELECTIVE MINI-WAVE SOLDERING MACHINE**



### **PRINCIPLE:**

An alloy is put in the tub, to be fusionned, and then to go out through the nozzle, to form an extremely smooth wave. This process allows soldering or desoldering components without affecting and damaging the neighbouring components and also allows to have a clean surface of tin, free from impurities.

Moreover, the ease to change the nozzles is one of the many advantages of this machine.

### **SPECIFICATIONS:**

This new selective soldering mini-wave has been built all in Titanium, so that it can reach very high temperatures, which allows to solder or desolder components with a very high degree of precision and cleanliness.

This machine is compact so it can be easily placed on a workstation. And it is useful for many different applications as leadfree soldering, repair works, and production lines (for example in the Electronics' industry or electromechanical engineering...).

This machine is a very safe equipment, as it is possible to regulate the bath's temperature with a digital display, the flow's height and power and the immersion time in the wave. Moreover, the mini-wave will not start working if the temperature is too low.

**A mini-wave selective soldering machine mounted with an up and down system**



**FTM TECHNOLOGIES**

78 rue Raymond Poincaré 92000 NANTERRE - FRANCE

Tel: +33 (0)1 40 86 00 09 Fax: +33 (0)1 40 86 16 45

[www.ftm-technologies.com](http://www.ftm-technologies.com)


Email : [info@ftm-technologies.com](mailto:info@ftm-technologies.com)



## AVAILABLE OPTIONS

### Laser spot guidance:

This system allows to have a precise positioning of the PCB's component below the nozzle, so that the component's legs can correctly go in the wave.



### XY Table:


This system has been made to make the PCB's movements very easy for the operator, to solder or desolder a specific component. Indeed, this will simplify the operator's task to solder or desolder different components on the same PCB.

Moreover, this system allows to have PCBs with very big dimensions.

### Up and Down automatic system:

This is an automatic system to make the PCB go down into the wave, by pressing a button. There is an immersion time's regulation on it, to have a good control for soldering and desoldering. After this time, the board will automatically go up.

This is a safe system, and the advantage is that you do not need to re-settle the parameters once it has been done.



### Starting's programmation by clock:

This is a system which allows to have an automatic starting of the machine by settling a clock, so that the mini-wave is ready for use when the operator arrives on his workstation.

## **FTM TECHNOLOGIES**

78 rue Raymond Poincaré 92000 NANTERRE - FRANCE

Tel: +33 (0)1 40 86 00 09 Fax: +33 (0)1 40 86 16 45

[www.ftm-technologies.com](http://www.ftm-technologies.com)

Email : [info@ftm-technologies.com](mailto:info@ftm-technologies.com)



**BOARD OF THE DIFFERENT MINI-WAVE'S MODELS**

MINI-WAVE'S MODEL	TOTAL DIMENSIONS (LxWxH)	CAPACITY	ALLOY'S CAPACITY	NOZZLE'S MAXIMUM DIMENSIONS *	PCB'S MAXIMUM DIMENSIONS	MAXIMUM TEMPERATURE	HEATING'S TIME
<b>MV 100</b>	370 x 240 x 280 mm	900 W	12 Kg	40 x 40 mm	160 x 500 mm	400°C	45 min
<b>MV 400</b>	570 x 250 x 200 mm	1800 W	20 Kg	125 x 30 mm	160 x 500 mm	500°C	1 hour
<b>MV 450</b>	570 x 240 x 350 mm	2250 W	30 Kg	190 x 20 mm	280 x 500 mm	400°C	1 hour
<b>MV 500</b>	700 x 300 x 170 mm	2700 W	45 Kg	200 x 20 mm	400 x 600 mm	300°C	1 hour

*\* The dimensions can be different, for example if we decrease the length of the nozzle, it is possible to increase the width, it is just a question of respecting on best the surface of the nozzle.*

**FTM TECHNOLOGIES**

78 rue Raymond Poincaré 92000 NANTERRE - FRANCE

Tel: +33 (0)1 40 86 00 09 Fax: +33 (0)1 40 86 16 45

[www.ftm-technologies.com](http://www.ftm-technologies.com)

Email : [info@ftm-technologies.com](mailto:info@ftm-technologies.com)